


# Deloitte.

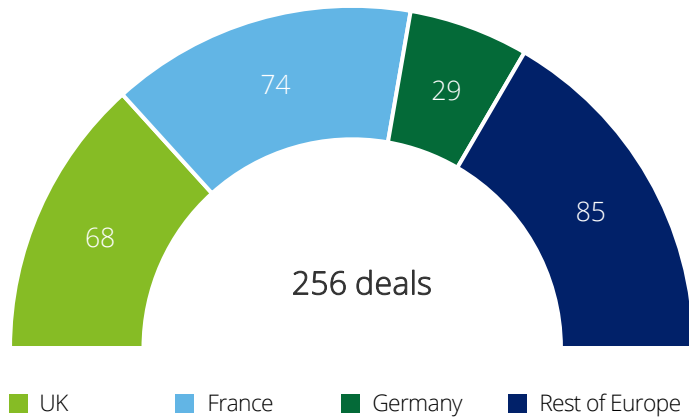


Market waits for uptick in European M&A, as lenders  
prowl in the wings with eyes wide-open

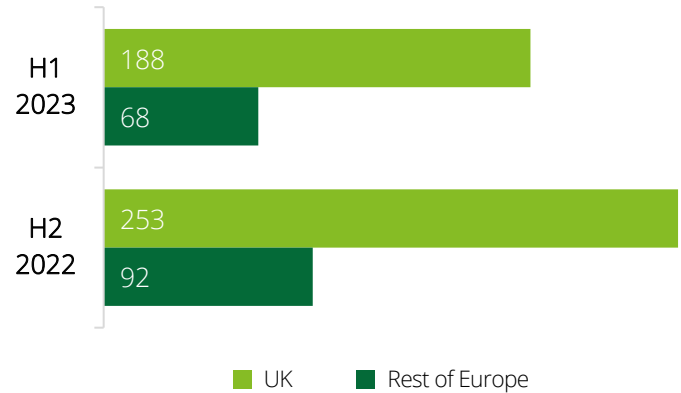
Deloitte Private Debt Deal Tracker Autumn FY 2023



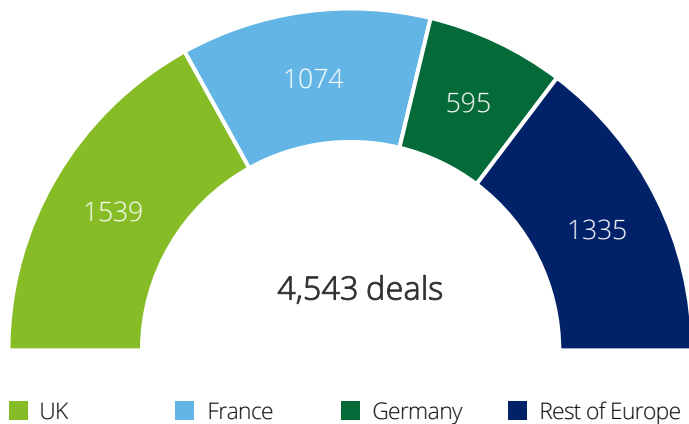
### Total deals reported in H1 2023



### H1 2023 vs. H2 2022 Comparison



### Total deals reported since Deal Tracker inception



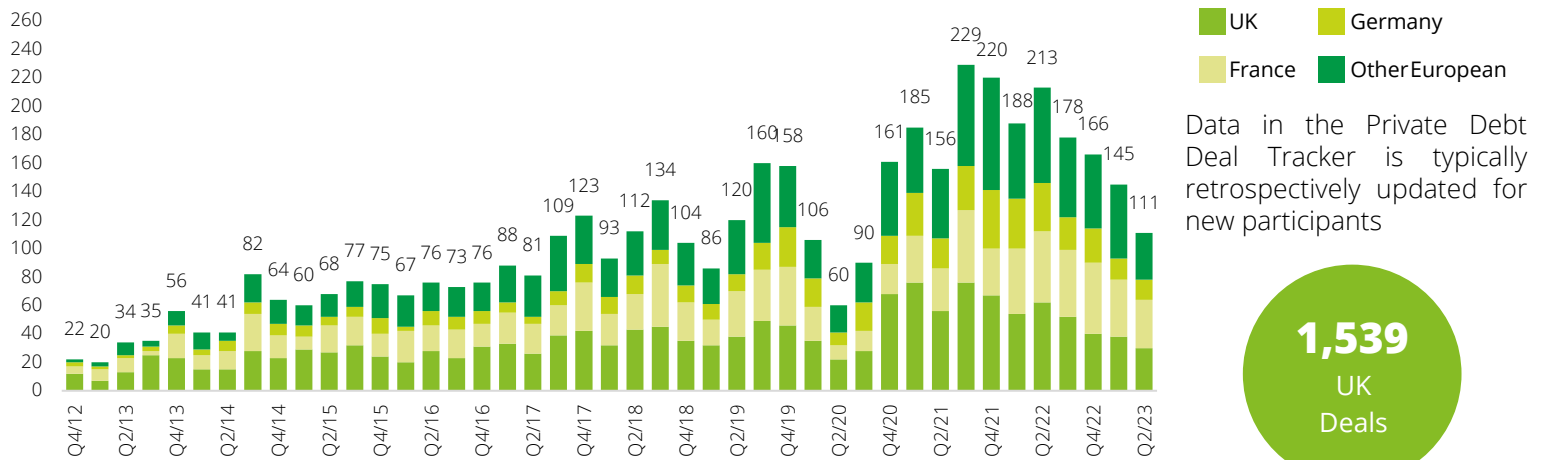
#### Borrowers access private debt to power growth

Businesses rely on access to growth capital, yet due to risk appetite and stringent regulation, banks are more constrained. Bringing in alternative and flexible capital allows companies to grow, yet the market can be overwhelming with numerous complex loan options offered to borrowers. Private debt lenders can offer effective rates with little or no equity dilution of your business, enabling businesses to make acquisitions, refinance bank lenders, consolidate the shareholder base, and grow activities.

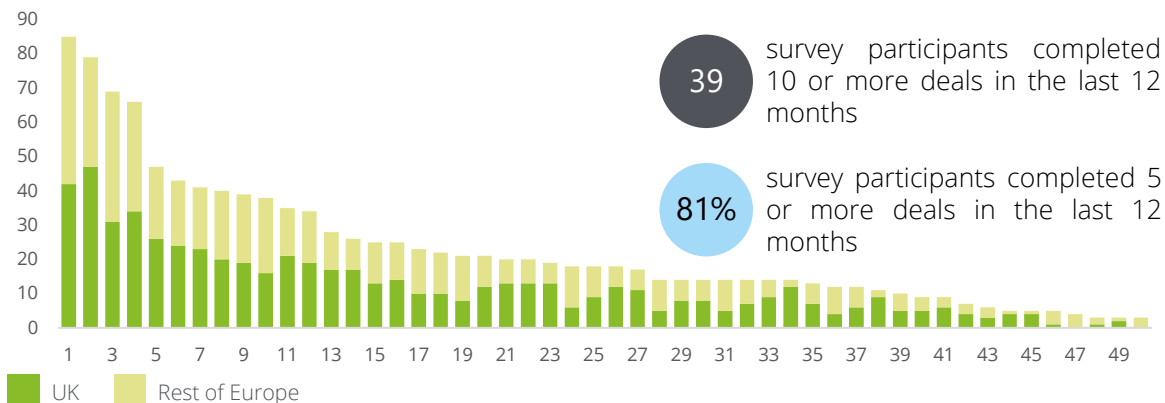
# The Private Debt Deal Tracker now covers 76 lenders and a reported 4,543 deals

## Private Debt Deal Tracker

Currently covers 76 leading private debt lenders. Only UK and European deals are included in the survey.



## Deals completed by survey participants (Last 12 months)



**1,539**  
UK Deals

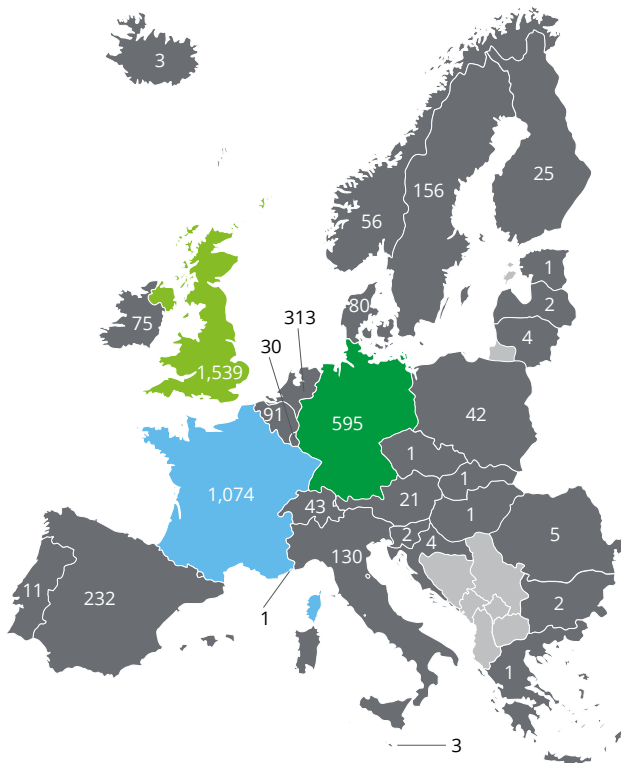
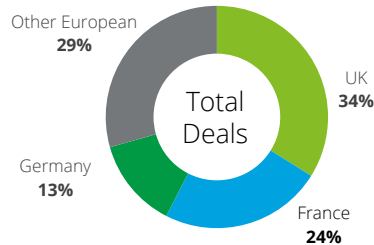
**3,004**  
European Deals

**4,543**  
Total Deals

# Private debt lenders increasingly seeking to diversify geographies

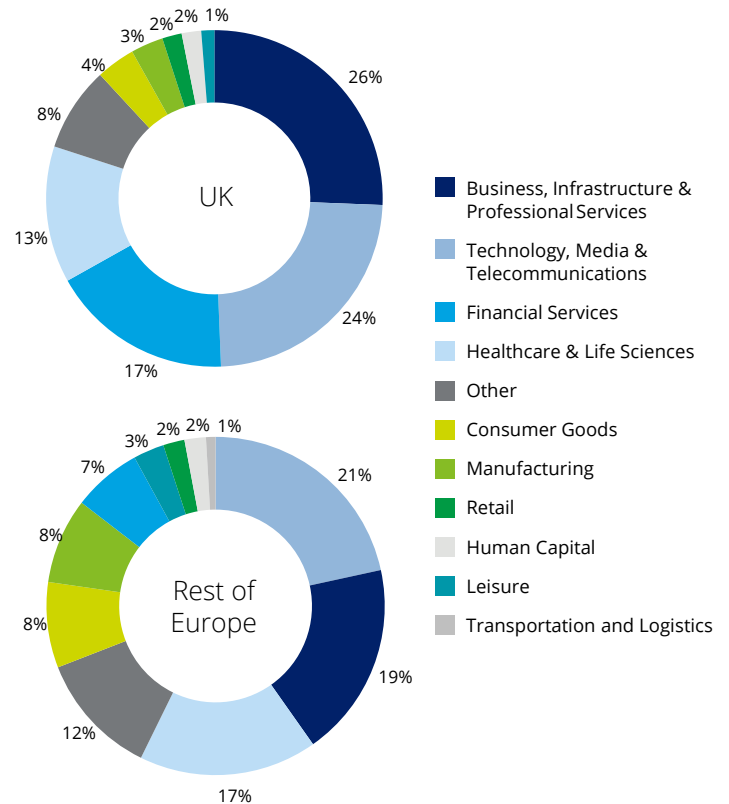
## Total deals across Europe

In the last 43 quarters 4,543 (1,539 UK and 3,004 other European) deals were recorded in Europe



## Total deals across industries (Last 12 months)

Within the UK, the *Business, Infrastructure & Professional Services* and *TMT* industries have predominantly been the dominant adopters of private debt solutions.

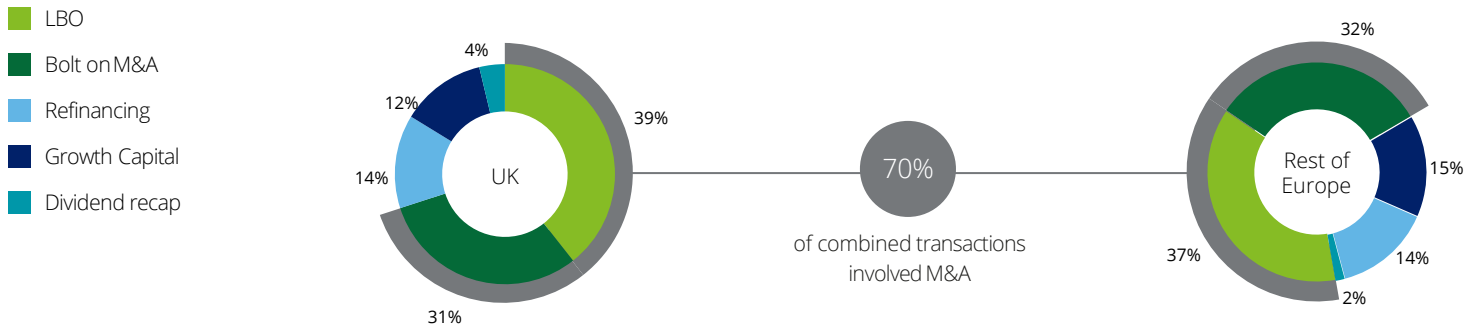


Across the rest of Europe, private debt has typically been concentrated across four industries: *TMT*, *Business, Infrastructure & Professional Services*, *Healthcare & Life Sciences* and *Financial Services*.

# M&A remains the key driver for private debt deals following a notable increase in bolt-ons

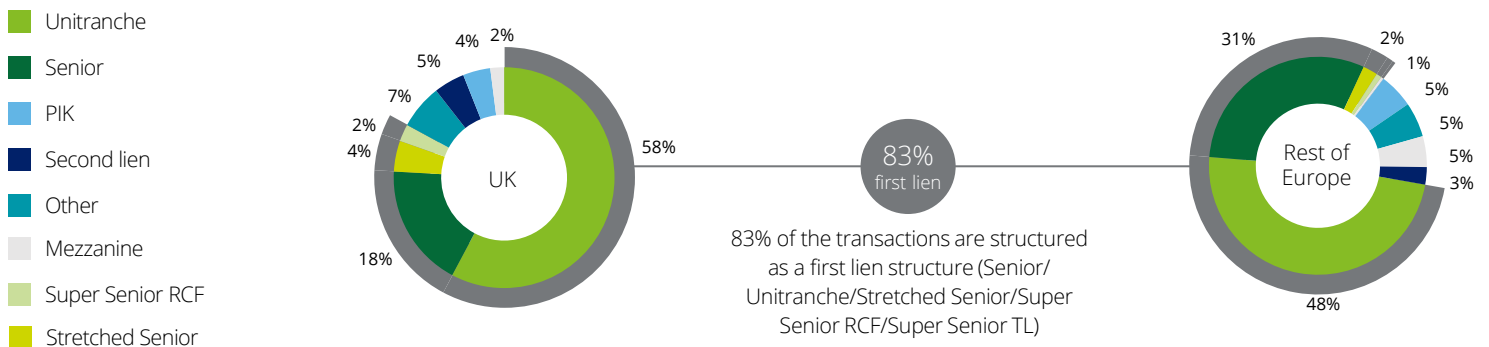
## Deal Purpose (LTM)

The majority of deals remain M&A focused, with 69.5% of activity revolving around an acquisition. Of the 600 deals in the last 12 months, only 75 did not involve a private equity sponsored asset.



## Structures (LTM)

Unitranche is the dominant structure, representing 58% of UK transactions and 48% of European transactions. Subordinate structures represent only 17% of total transactions.



\*For the purpose of the deal tracker, we classify senior only deals with pricing L + 650bps or above as unitranche. Pricing below this hurdle is classified as senior debt.

# Did 2022 mark the 'top of the market' and what does that mean for 2023?

Capital will remain available to borrowers in 2023, however conditions are likely to be more challenging

## 2022

- ✓ Largest unitranche seen since the development of the asset class (Access Group, >€3bn)
- ✓ Largest committed but undrawn facility relative to day 1 drawings seen in the mid market (Reconomy, £400m)
- ✓ Multiple deals achieving pricing sub 600bps, a function of aggressive use of fund leverage
- ✓ Large degree of covenant flexibility, including a number of cov lite deals (springing covenant only)
- ✓ Record breaking amounts of capital deployment, a function of a strong fundraising environment

Pricing  
lows

Covenant  
lite



## 2023 LTM

- A reduction in deal volumes (50% decrease in deals in Q2 y-o-y)
- Pricing now firmly in the 700 bps + territory . Longer processes
- Covenant regimes tightening, either through reduced headroom, and / or introduction of an additional test
- Reduced leverage, as lenders focus on debt serviceability
- Lenders will manage deployment of capital more carefully, as fundraising becomes more challenging
- Lenders also likely to act more aggressively in situations where covenants are breached in order to protect value and ensure continuity of fundraising – numerous examples of debt for equity in Q4 2022

Reduction in  
deal  
volumes

Flight-  
to-  
quality  
and  
reduced  
leverage

More  
costly  
debt

Tightened  
covenant  
regimes





This publication has been written in general terms and we recommend that you obtain professional advice before acting or refraining from action on any of the contents of this publication. Deloitte LLP accepts no liability for any loss occasioned to any person acting or refraining from action as a result of any material in this publication.

Deloitte LLP is a limited liability partnership registered in England and Wales with registered number OC303675 and its registered office at 1 New Street Square, London EC4A 3HQ, United Kingdom.

Deloitte LLP is the United Kingdom affiliate of Deloitte NSE LLP, a member firm of Deloitte Touche Tohmatsu Limited, a UK private company limited by guarantee ("DTTL"). DTTL and each of its member firms are legally separate and independent entities. DTTL and Deloitte NSE LLP do not provide services to clients. [Please click here to learn more about our global network of member firms.](#)

© 2023 Deloitte LLP. All rights reserved.

Designed by 368.